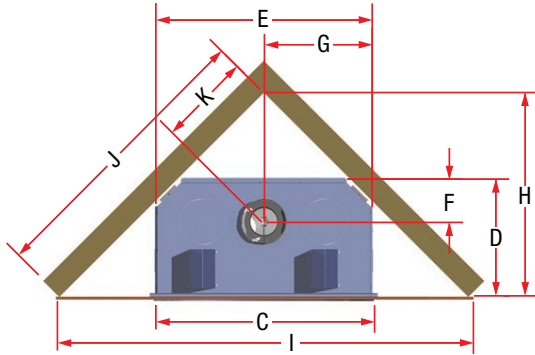
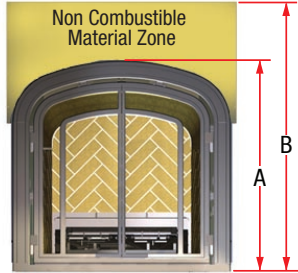
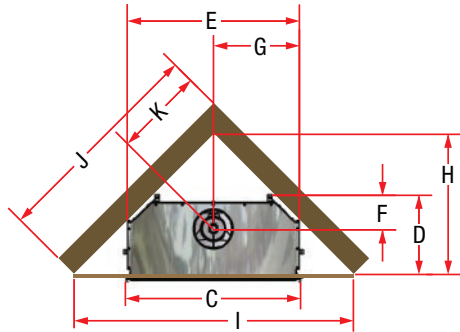



Greenbriar (M50)



Chelsea (M27)



M50

A	38"
B	48-1/4"
C	39-1/4"
D	21-1/2"
E	39-1/4"
F	8"
G	19-5/8"
H	36-3/4"
I	73-1/2"
J	52"
K	16-1/2"

M27

A	37"
B	38-3/4"
C	29-3/4"
D	14"
E	20-5/8"
F	5-1/2"
G	14-3/4"
H	24-5/8"
I	49-1/8"
J	34-3/4"
K	11-1/4"

Specifications

BTUH	M50 - Hi 50,000 Lo 15,800 M27 - Hi 27,000 Lo 6,750
Efficiency	Exceeds D.O.E. Efficiency requirements (A.F.U.E.) and direct vent wall heaters
Gas Supply	Natural or LP
Vent Size	M50 - 5" inner, 8" outer M27 - 4" inner, 6-5/8" outer
Pilot System	Standing Pilot
Safety Controls	AGA Certified
Safety Tested	Warnock Hersey to ANSI/AGA Standard
Weight	M50 - 275 lbs. M27 - 175 lbs.

Minimum Framing Dimensions

	M50	M27
Height	50"	49"
Width	39-1/4"	29-1/2"
Depth	21-1/2"	14"
From Unit Base to Room Ceiling	72"	60"
From Unit Base to 8" Mantel	50"	47"

Standard Equipment:

Fiberglo log set, coals;
M50: 3-level burner;
M27: 2-level burner;
Blower with rheostat, firebrick, neo-ceram glass, thermostat, manual infinite flame height control, manual rear burner On/Off control, Digital Control Ready wire harness.

Options:

M50 and M27: Black, Vintage Iron, Swedish Nickel, Antique Copper, Antique Gold, Cast fronts, Digital Wall Switch, Digital Remote Control.
M50 only: Antique Red Firebrick or Natural Aged Herringbone linings.
M27 only: One-piece domed Antique Red Firebrick or Milano Tile linings.



Because of continuing product improvements, Mendota reserves the right to change specifications without notice.